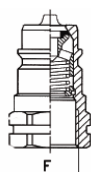
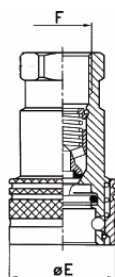
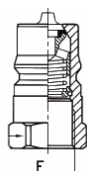
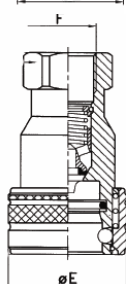




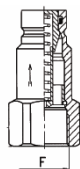
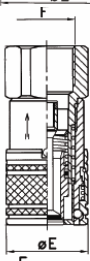
Szybkozłącza hydrauliczne



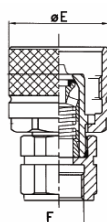
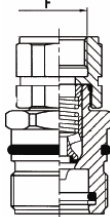
ISO A Szybkozłącza wtykowe gwint
całowy wewnętrzny BSP




ISO B Szybkozłącza wtykowe gwint
całowy wewnętrzny BSP



FLAT-FACE Szybkozłącza suchoodcinające
gwint wewnętrzny BSP



DCVV Szybkozłącze skręcane gwint
wewnętrzny BSP



Akcesoria do szybkozłączy
Zaślepki i zatyczki